

THE ASYC IV'S PERFORMANCE FOR APPLICATIONS IN THE FIELD



The ASYC IV IP67 graphical digital recorder-multimeters

are ideal for maintenance measurement operations on industrial equipment and systems when the diversity of the quantities to be measured forces you to use several measuring instruments; they are fully featured and provide you with extensive measurement expertise.

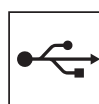
Thanks to their performance levels, these multimeters can be used as the metrological reference to check an instrument fleet in the field.

Graphical digital multimeter

Metrological performance

Difficult environments

Communication & software



Measure up



METROLOGICAL PERFORMANCE

The metrological performance of the ASYC IV MTX 3292 & MTX 3293 multimeters is at the cutting edge of the on-site handheld multimeter market:

- **VDC basic accuracy 0.02%**, resolution from 1 μ V with 100 kcts for display,
- 200 kHz bandwidth,
- Numerous measurement and calculation functions with a main display and up to 3 secondary measurements,

This performance is boosted by :

- Assignment of the formula $Ax+b$ on each measurement,
- Display of the accuracy and resolution
- Expert tools, monitoring, peak, data storage, etc.



The ASYC IV displays resolutions in μ A and is equipped with calibration software so that you can independently calibrate a fleet of equipment.

CURRENT MEASUREMENT WITH A CLAMP



A dedicated function can be used to configure the transformation ratio of the current clamp, with current or voltage output (wide range of current clamps compatible with ASYC IV). Once this ratio has been defined, the multimeter directly displays the current value measured, making it easier to process the results.


- Measurements on an electric vehicle recharging station, using a DC current clamp
- Measurements on solar panels for current and voltage monitoring.

DIFFICULT ENVIRONMENTS

The environments where industrial equipment and systems are used are often very different from those encountered in laboratories.

The multimeter is carried, positioned and used in places where dustproofing and waterproofing are essential. The ASYC IV models are protected so that they can perform these measurements without constraints.

This multimeter is used to maintain ski-lifts because it withstands both snow and cold conditions.



IP 67

In the automotive and rail sectors, where there are dust and grease present, the leakproofing of the ASYC IV fully protects it and nothing can penetrate inside the product.

- Storage temperature from -20 °C to +70 °C
- Operating temperature from 0 to +40 °C

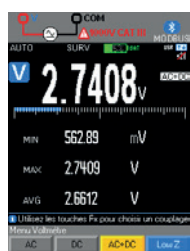
WAVEFORM MODE

The Waveform mode can be used to display on screen the waveform of a periodic AC signal (network frequency), totally automatically (without a trigger). When used with a current clamp, for example, this mode allows users to view the waveform of a supply current without needing an oscilloscope.

MULTIMETER & RECORDER

As well as spot measurements of quantities, the maintenance of industrial equipment and systems requires analyses of the evolution of the signals over time in order to identify fault conditions. The ASYC IV models are equipped with the traditional multimeter tools such as Min/Max, Peak, Hold, relative value, etc. In addition, they can be used to monitor and record the evolution of one or more quantities on a depth of up to 30,000 points (sampling interval from 200 ms) across a maximum of 30 differentiated measurement campaigns.

The measurements stored in this way can then be sent to dedicated software tools via the communication channels integrated in the multimeter.



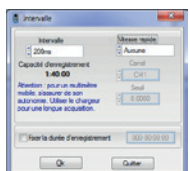
The graphical screen allows you to monitor the voltage drop using the SURV mode in order to recover the time/date-stamped MIN/MAX values.



Screenshot of a recording of the variation of a 50 Hz voltage on the ASYC IV.



On the multimeter, the minimum acquisition interval programmed is 0.3 s.



Via the SX-DMM software, the minimum acquisition interval is 0.2 s.

COMMUNICATION & APPLICATION SOFTWARE

The MTX 3292 and MTX 3293 ASYC IV multimeters are equipped with an optical USB port to transmit the data to the SX-DMM Windows PC software.

In addition, the BT versions of these multimeters have a second port for Bluetooth communication, providing wireless transmission either to the SX-DMM software (PC equipped with a Bluetooth interface), or to an Android device (tablet or smartphone) thanks to the ASYC4 application available from the Google Play Store.

<https://play.google.com/store/apps/details?id=com.ca.x1146>

Closed-casing calibration software for managing control and comprehensive calibration of the multimeter is also available as an option.



Isolated optical link

Recording by the technician and then transmission of the data to the expert for analysis



50 Hz mains signal



Distorted signal



Signal of half-wave rectification

→ ANDROID application



ADVANTAGES OF THE ASYC IV



Backlit colour graphical screen with multi-parameter display
(1 main quantity and 3 secondary measurements simultaneously)

Technology serving safety with IEC 61010-2-033 600 V CAT IV and 1000 V CAT III compliance: this multimeter is designed to meet the safety requirements on both single and three-phase electrical installations

Multilingual multimeter: information and menus available in several languages to facilitate use by simply upgrading the firmware available on the support site

https://www.chauvin-arnoux.com/sites/default/files/download/loader_asy4_v1.08.zip

Electronic function switch with illuminated reminder of the position chosen. This solution has proven its value in both ergonomic and technical terms (more reliable than a mechanical switch)

Reminder of the connections on the display according to the measurement selected, monitoring and indication if a hazardous voltage is present

Battery operation with recharging possible during measurement

It is fitted with a single HRC fuse, as the smaller calibres are protected electronically

Separate battery and fuse compartment protected by a membrane to prevent the batteries from leaking onto the electronic circuit



These multimeters have everything it takes to win you over!

See our product page for further information and visit the support area to download the software and drivers.

FRANCE
Chauvin Arnoux
12-16 rue Sarah Bernhardt
92600 Asnières-sur-Seine
Tél : +33 1 44 85 44 85
Fax : +33 1 46 27 95 59
export@chauvin-arnoux.fr
www.chauvin-arnoux.com

UNITED KINGDOM
Chauvin Arnoux Ltd
Unit 1 Nelson Ct, Flagship Sq, Shaw Cross Business Pk
Dewsbury, West Yorkshire - WF12 7TH
Tel: +44 1924 460 494
Fax: +44 1924 455 328
info@chauvin-arnoux.co.uk
www.chauvin-arnoux.com

MIDDLE EAST
Chauvin Arnoux Middle East
P.O. BOX 60-154
1241 2020 JAL EL DIB - LEBANON
Tel: +961 1 890 425
Fax: +961 1 890 424
camie@chauvin-arnoux.com
www.chauvin-arnoux.com

 **CHAUVIN
ARNOUX**
GROUP